



Shenzhen Belling Efficiency Testing Laboratory Co.,Ltd.  
www.bellingeel.com

Tel:0755-21038430

Address:Rm. 108, No.1 Building, Meibaohe industrial park, No.14 Shilongzi Road, Dalang street, Longhua district, Shenzhen, China

---

Client:

LumCAT: LD3S-3018K

Luminaire:

Report No:

Ballast type:

Test No:

Voltage(V): 120.08

LampCAT:

Current(A): 0.1250

Lamp flux(lm): -1.0

Power (W): 14.85

Number of Lamps: 1

PF: 0.9845

Length(mm): 0

Width(mm): 0

Phm Type: C

Height(mm): 0

---

### Photometric Results

---

Lumens(lm): 1321.38, Efficiency(%): 0.00% , Luminous Efficacy(lm/W): 88.98

Central intensity(cd): 2120.459, Maximum intensity(cd): 2155.343

Angle of maximum intensity: C=135.0  $\gamma$ =5.0

Beam Angle(50%Imax): [C0/180]Total=38.0

[C90/270]Total=40.9

Field angle(10%Imax): [C0/180]Total=72.8

[C90/270]Total=74.4

Maximum s/h(1/2): C0\_180=0.71 C90\_270=0.70

Maximum s/h(1/4): C0\_180=0.73 C90\_270=0.75

Up flux rate of lamp(%): 0.00%

Down flux rate of lamp(%): 0.00%

Up flux rate of LUM(%): 0.42%

Down flux rate of LUM(%): 99.58%

CIE Type : Direct lighting

Output flux ratio in  $\pi$  solid angle : 94.566%

---

Equipment: GMS-3000  
Temperature(°C): 25

Date:  
Humidity(%): 59%

Operator: Tester

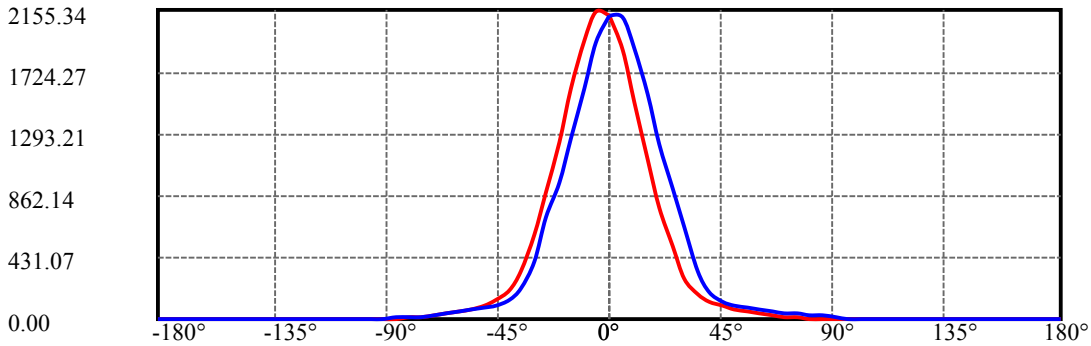
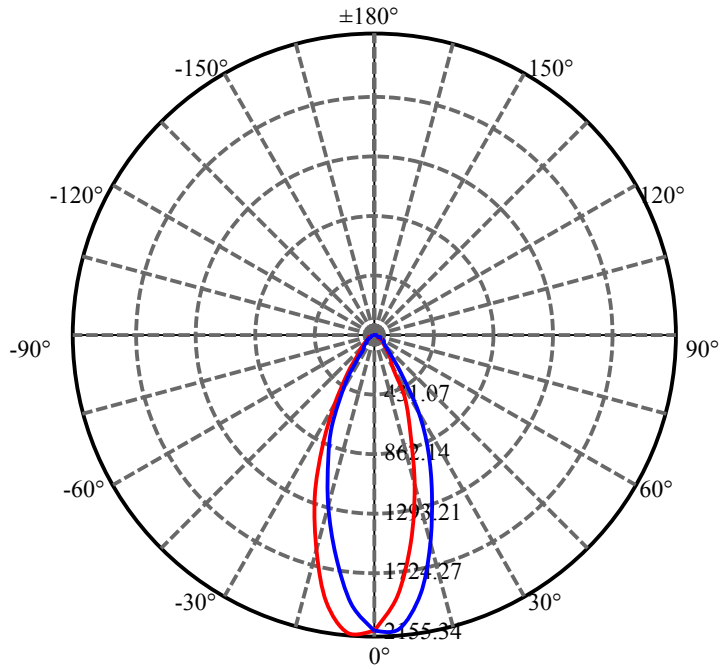
$\gamma(^{\circ})$	Average I(cd)	Zonal F(lm)	Sum F(lm)	Eff Flux(%)	Eff Sum(%)
0.0	2120.459	0.000	0	0.00%	0.00%
5.0	2010.565	49.385	49.385	0.00%	3.74%
10.0	1736.675	134.051	183.436	0.00%	13.88%
15.0	1388.160	185.363	368.799	0.00%	27.91%
20.0	1050.680	200.995	569.794	0.00%	43.12%
25.0	751.518	189.017	758.811	0.00%	57.43%
30.0	478.580	155.670	914.481	0.00%	69.21%
35.0	265.475	109.567	1024.048	0.00%	77.50%
40.0	165.578	71.918	1095.966	0.00%	82.94%
45.0	113.658	51.703	1147.668	0.00%	86.85%
50.0	86.428	40.430	1188.099	0.00%	89.91%
55.0	67.904	33.557	1221.655	0.00%	92.45%
60.0	52.873	27.917	1249.573	0.00%	94.57%
65.0	39.403	22.432	1272.005	0.00%	96.26%
70.0	26.701	16.738	1288.743	0.00%	97.53%
75.0	17.942	11.669	1300.412	0.00%	98.41%
80.0	11.591	7.902	1308.314	0.00%	99.01%
85.0	6.854	5.012	1313.326	0.00%	99.39%
90.0	2.355	2.522	1315.847	0.00%	99.58%
95.0	0.900	0.891	1316.739	0.00%	99.65%
100.0	0.344	0.338	1317.077	0.00%	99.67%
105.0	0.371	0.191	1317.268	0.00%	99.69%
110.0	0.424	0.208	1317.475	0.00%	99.70%
115.0	0.503	0.235	1317.71	0.00%	99.72%
120.0	0.529	0.251	1317.961	0.00%	99.74%
125.0	0.556	0.251	1318.212	0.00%	99.76%
130.0	0.715	0.276	1318.488	0.00%	99.78%
135.0	0.741	0.294	1318.782	0.00%	99.80%
140.0	0.953	0.314	1319.096	0.00%	99.83%
145.0	1.191	0.358	1319.453	0.00%	99.85%
150.0	1.403	0.382	1319.835	0.00%	99.88%
155.0	1.614	0.382	1320.217	0.00%	99.91%
160.0	1.906	0.369	1320.586	0.00%	99.94%
165.0	2.011	0.323	1320.909	0.00%	99.96%
170.0	2.223	0.251	1321.16	0.00%	99.98%
175.0	2.276	0.161	1321.321	0.00%	100.00%
180.0	2.423	0.056	1321.377	0.00%	100.00%

## ZONAL LUMEN SUMMARY

Zone	Lumens	%Lamp	%Fixt
0-30	914.48	N.A.	69.21%
0-40	1095.97	N.A.	82.94%
0-60	1249.57	N.A.	94.57%
0-90	1315.85	N.A.	99.58%
0-120	1317.96	N.A.	99.74%
0-180	1321.38	N.A.	100.00%
60-90	66.27	N.A.	5.02%
90-120	2.11	N.A.	0.16%
90-130	2.64	N.A.	0.20%
90-150	3.99	N.A.	0.30%
90-180	5.47	N.A.	0.41%
0-37.30	1057.10	N.A.	80.00%

## ZONAL LUMEN SUMMARY

0-10	183.44
10-20	386.36
20-30	344.69
30-40	181.49
40-50	92.13
50-60	61.47
60-70	39.17
70-80	19.57
80-90	7.53
90-100	1.23
100-110	0.40
110-120	0.49
120-130	0.53
130-140	0.61
140-150	0.74
150-160	0.75
160-170	0.57
170-180	0.16

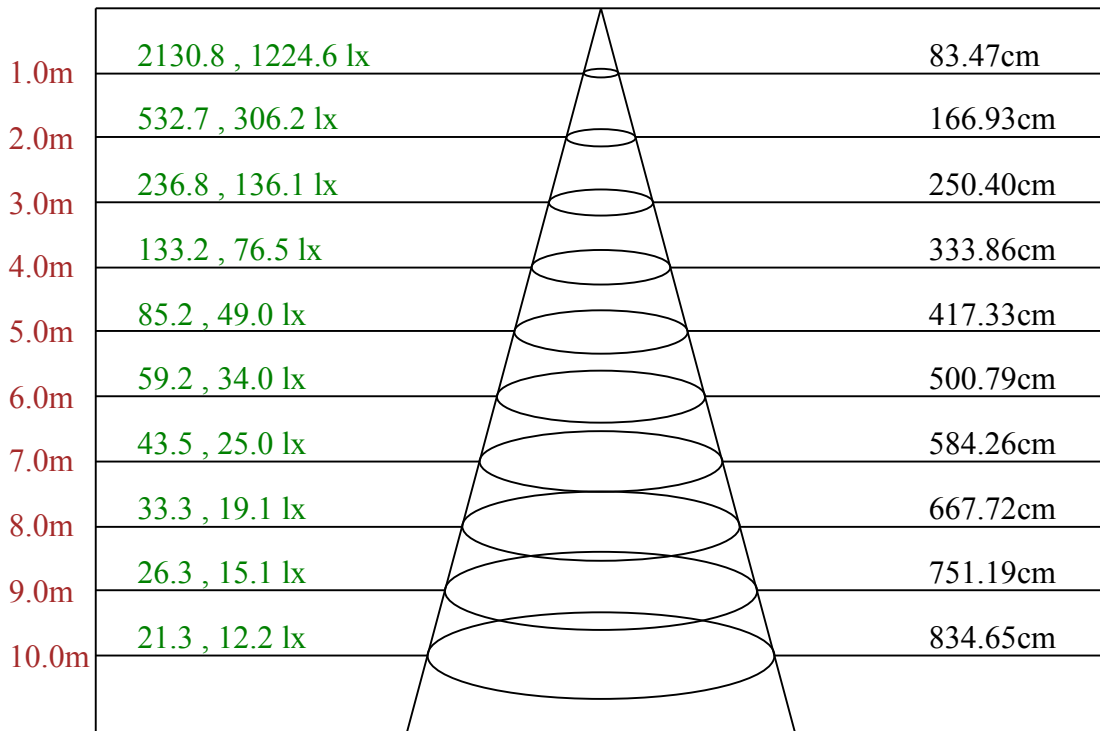


C0/C180: —

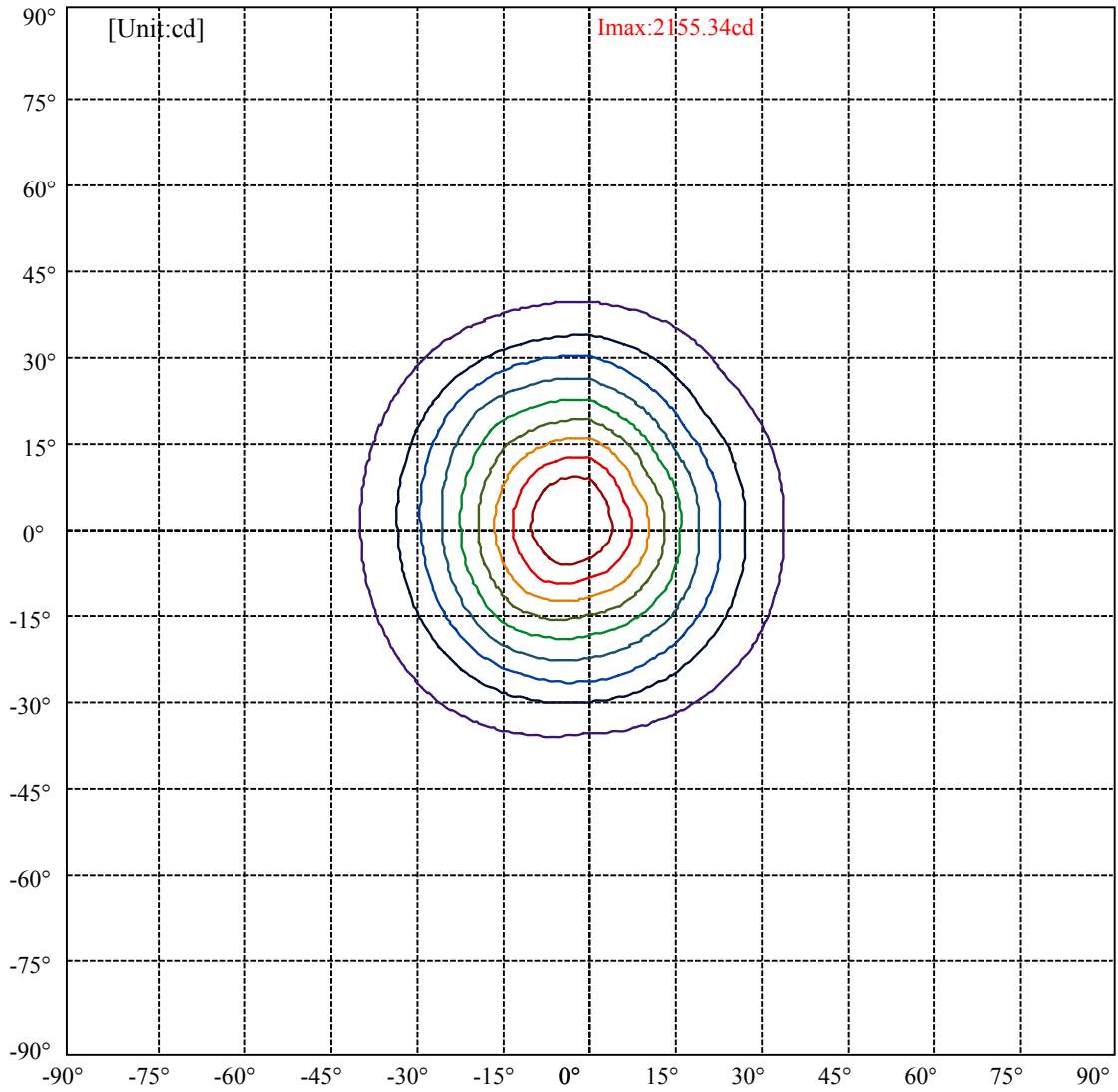
C90/C270: —

Field angle(10%Imax):C0/180Left:39.4 Right:33.4  
:C90/270Left:35.1 Right:39.3

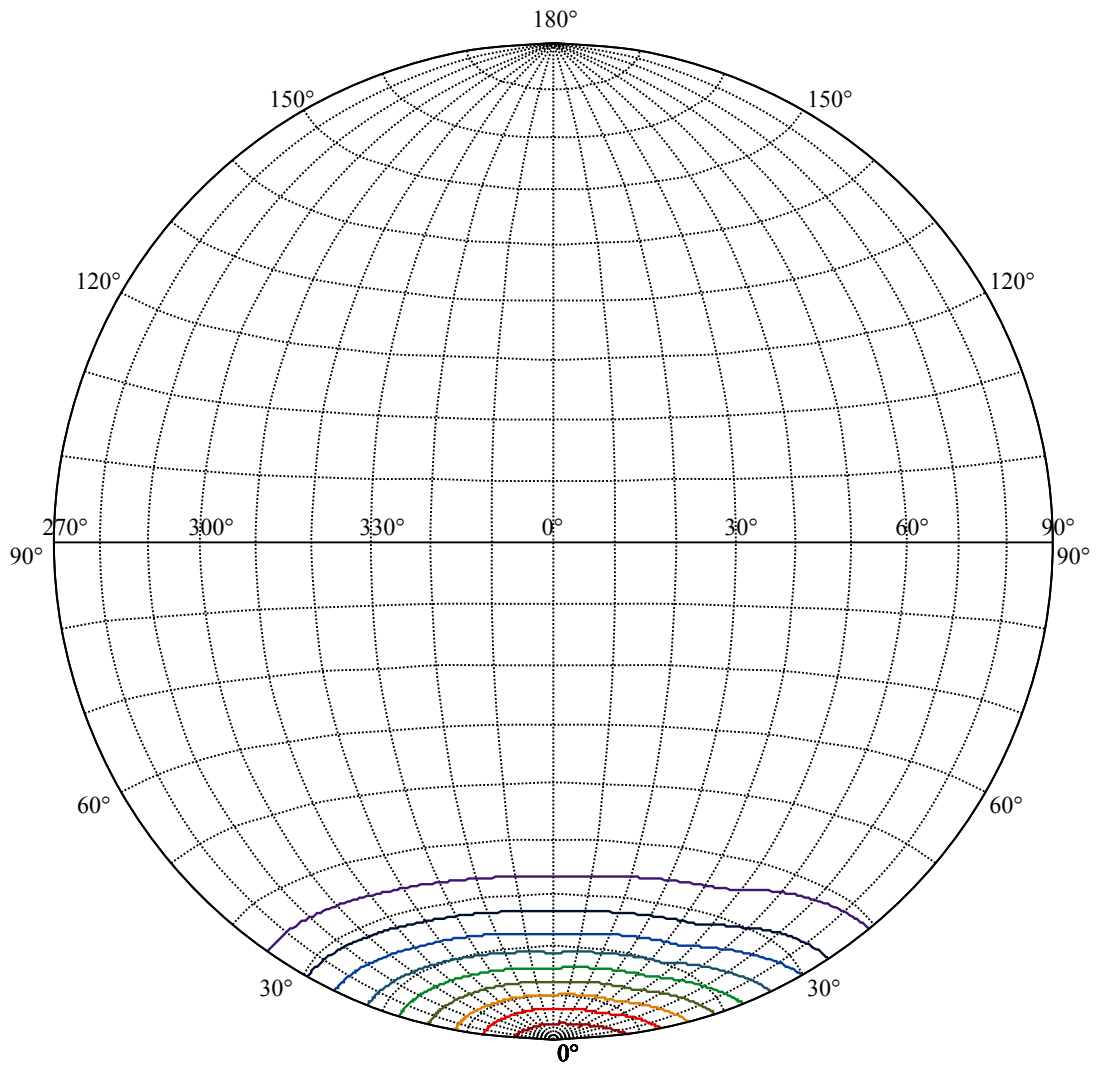
Beam Angle(50%Imax):C0/180Left:22.3 Right:15.7  
:C90/270Left:18.3 Right:22.6



Max , Ave      Beam angle of C135 plane 45.30



(10%Imax) 215.244	—
(20%Imax) 430.489	—
(30%Imax) 645.733	—
(40%Imax) 860.978	—
(50%Imax) 1076.22	—
(60%Imax) 1291.47	—
(70%Imax) 1506.71	—
(80%Imax) 1721.96	—
(90%Imax) 1937.2	—



House

[Unit:cd]

Road

I<sub>max</sub>:2155.34

(10%I <sub>max</sub> ) 215.534	—
(20%I <sub>max</sub> ) 431.069	—
(30%I <sub>max</sub> ) 646.603	—
(40%I <sub>max</sub> ) 862.137	—
(50%I <sub>max</sub> ) 1077.67	—
(60%I <sub>max</sub> ) 1293.21	—
(70%I <sub>max</sub> ) 1508.74	—
(80%I <sub>max</sub> ) 1724.27	—
(90%I <sub>max</sub> ) 1939.81	—

## Intensity data(cd)

C/ $\gamma$ (°)	0.0	5.0	10.0	15.0	20.0	25.0	30.0	35.0	40.0
0.0	2120.46	1878.44	1511.56	1116.73	772.29	504.49	283.68	180.37	122.15
45.0	2120.46	1922.47	1583.32	1211.36	865.23	569.48	330.04	204.93	139.94
90.0	2120.46	2103.48	1886.69	1561.09	1217.71	909.26	637.23	335.13	191.80
135.0	2120.46	2155.34	1973.49	1650.01	1305.57	1018.29	740.11	385.93	216.57
180.0	2120.46	2139.47	1940.68	1605.34	1232.11	878.99	586.42	330.68	199.00
225.0	2120.46	2078.28	1853.88	1525.74	1187.02	850.62	538.15	284.11	187.57
270.0	2120.46	1929.46	1605.55	1260.27	955.20	706.45	398.85	212.97	136.34
315.0	2120.46	1877.59	1538.23	1174.74	870.31	574.56	314.17	189.69	131.26
360.0	2120.46	1878.44	1511.56	1116.73	772.29	504.49	283.68	180.37	122.15
C/ $\gamma$ (°)	45.0	50.0	55.0	60.0	65.0	70.0	75.0	80.0	85.0
0.0	89.13	69.65	55.47	41.92	28.37	17.36	10.16	4.87	1.48
45.0	105.43	84.89	64.36	48.69	34.93	22.23	13.97	8.05	3.60
90.0	126.18	93.78	77.06	66.26	55.47	43.19	34.93	27.73	21.38
135.0	141.21	103.31	81.72	60.76	45.94	31.12	19.48	11.43	5.93
180.0	127.66	88.70	69.86	55.25	40.22	26.46	16.51	9.10	3.81
225.0	124.90	95.69	73.25	55.25	41.49	27.73	16.72	10.37	5.72
270.0	94.42	74.94	62.03	49.96	36.63	25.40	19.05	13.97	9.74
315.0	100.35	80.45	59.49	44.88	32.18	20.11	12.70	7.20	3.18
360.0	89.13	69.65	55.47	41.92	28.37	17.36	10.16	4.87	1.48
C/ $\gamma$ (°)	90.0	95.0	100.0	105.0	110.0	115.0	120.0	125.0	130.0
0.0	0.21	0.42	0.42	0.42	0.64	0.64	0.64	0.85	0.85
45.0	1.27	0.64	0.64	0.42	0.42	0.64	0.64	0.64	0.85
90.0	9.32	3.18	0.21	0.00	0.21	0.21	0.21	0.64	0.42
135.0	2.33	0.85	0.00	0.21	0.21	0.42	0.42	0.21	0.21
180.0	0.64	0.21	0.21	0.21	0.21	0.21	0.21	0.21	0.42
225.0	1.91	0.21	0.21	0.21	0.21	0.21	0.42	0.21	0.64
270.0	2.33	1.06	0.64	0.85	0.85	0.85	1.06	0.85	1.48
315.0	0.85	0.64	0.42	0.64	0.64	0.85	0.64	0.85	0.85
360.0	0.21	0.42	0.42	0.42	0.64	0.64	0.64	0.85	0.85
C/ $\gamma$ (°)	135.0	140.0	145.0	150.0	155.0	160.0	165.0	170.0	175.0
0.0	0.85	1.27	1.27	1.69	1.69	2.12	2.12	2.33	2.12
45.0	0.85	0.85	1.27	1.48	1.69	2.12	1.91	2.12	2.12
90.0	0.64	0.85	1.06	1.27	1.48	1.69	1.91	1.91	2.12
135.0	0.64	0.64	0.85	1.06	1.48	1.69	1.69	2.12	2.12
180.0	0.21	0.42	0.85	1.06	1.48	1.48	1.91	2.12	2.12
225.0	0.64	0.64	0.85	1.27	1.27	1.69	1.69	2.12	2.33
270.0	1.27	1.91	1.69	1.91	2.12	2.33	2.54	2.75	2.96
315.0	0.85	1.06	1.69	1.48	1.69	2.12	2.33	2.33	2.33
360.0	0.85	1.27	1.27	1.69	1.69	2.12	2.12	2.33	2.12
C/ $\gamma$ (°)	180.0								
0.0	2.42								
45.0	2.42								
90.0	2.42								
135.0	2.42								
180.0	2.42								
225.0	2.42								
270.0	2.42								
315.0	2.42								
360.0	2.42								